


N2XSEFGbY 3 x (25-300)

mm² 3.6/6 kV

N2XSEFGbY-3 core CU XLPE PVC with SFWA armor



(Copper Conductor, XLPE Insulated, Copper Tape Screen, Galvanized Steel Flat Wire Armor, PVC Sheathed) *Standard Specification : IEC 60502-2*

Construction Data


Nom. Cross Section Area	Overall Diameter	Cable Weight
	approx.	approx.
mm ²	mm	kg/km
25	38.5	2,603
35	41.5	3,074
50	44.5	3,641
70	48.5	4,536
95	52.0	5,542
120	56.0	6,516
150	59.5	7,593
185	63.0	8,940
240	69.0	11,074
300	75.5	13,395

Application :

For installation in the ground, indoors, cable trunking and outdoors if increased mechanical protection is required or where high-pulling stresses may occur during installation or operation.

Special Features on Request

- Fire Resistance
- Oil Resistance
- UV Resistance
- Flame Retardant Cat. A, B, C
- Flame Retardant Non Category
- Anti Termite
- Anti Rodent
- Low Smoke Zero Halogen



Note :

Conductor Shape

25 - 300 sqmm supplied in compacted circular stranded (cm) conductor shape

Standard Packing

25 - 50 sqmm supplied in wooden drum @ 1000 m

70 - 300 sqmm will be supplied in wooden drum on available length


Length Tolerance per drum ± 2%

Electrical Data

Conductor			Inductance	Current - Carrying Capacity at 30° C*		Short current circuit at 1 sec	
Nom. Cross Sect.	DC Resistance at 20°C	AC Resistance at 90°C		in air	in ground	Conductor	Screen
	Max. (Ω/km)	Max. (Ω/km)		Max. (A)	Max. (A)	Max. (kA)	Max. (kA)
(mm ²)			(mH/km)				
25	0.727	0.927	0.342	152	147	3.58	1.03
35	0.524	0.668	0.325	185	175	5.01	1.03
50	0.387	0.494	0.313	219	205	7.15	1.03
70	0.268	0.342	0.296	273	251	10.01	1.03
95	0.193	0.247	0.285	330	299	13.59	1.03
120	0.153	0.196	0.276	379	339	17.16	1.03
150	0.124	0.160	0.268	430	379	21.45	1.03
185	0.0991	0.128	0.262	490	427	26.46	1.03
240	0.0754	0.099	0.255	573	490	34.32	1.37
300	0.0601	0.080	0.252	649	547	42.90	1.37

N2XSEFGbY 3 x (25-300) mm² 6/10 kV

N2XSEFGbY-3 core CU XLPE PVC with
SFWA armor



(Copper Conductor, XLPE Insulated, Copper Tape Screen, Galvanized Steel Flat Wire Armor, PVC Sheathed) *Standard Specification : IEC 60502-2*

Construction Data


Nom. Cross Section Area	Overall Diameter	Cable Weight
	approx.	approx.
mm ²	mm	kg/km
25	43.0	2,984
35	46.0	3,515
50	48.5	4,061
70	52.5	4,955
95	56.5	6,055
120	60.0	7,026
150	63.5	8,110
185	67.5	9,478
240	73.5	11,663
300	78.5	13,814

Application :

For installation in the ground, indoors, cable trunking and outdoors if increased mechanical protection is required or where high-pulling stresses may occur during installation or operation.

Special Features on Request

- Fire Resistance
- Oil Resistance
- UV Resistance
- Flame Retardant Cat. A, B, C
- Flame Retardant Non Category
- Anti Termite
- Anti Rodent
- Low Smoke Zero Halogen



Note :

Conductor Shape

25 - 300 sqmm supplied in compacted circular stranded (cm) conductor shape

Standard Packing

25 - 35 sqmm supplied in wooden drum @ 1000 m

50 - 300 sqmm will be supplied in wooden drum on available length

Length Tolerance per drum ± 2%


Electrical Data

Conductor			Inductance (mH/km)	Current - Carrying Capacity at 30° C*		Short current circuit at 1 sec	
Nom. Cross Sect. (mm ²)	DC Resistance at 20°C	AC Resistance at 90°C		in air	in ground	Conductor	Screen
	Max. (Ω/km)	Max. (Ω/km)		Max. (A)	Max. (A)	Max. (kA)	Max. (kA)
25	0.727	0.927	0.368	155	147	3.58	1.03
35	0.524	0.668	0.349	187	175	5.01	1.03
50	0.387	0.494	0.335	222	205	7.15	1.03
70	0.268	0.342	0.316	276	251	10.01	1.03
95	0.193	0.247	0.303	333	298	13.59	1.03
120	0.153	0.196	0.293	382	339	17.16	1.03
150	0.124	0.160	0.284	433	379	21.45	1.03
185	0.0991	0.128	0.277	493	426	26.46	1.37
240	0.0754	0.099	0.267	574	489	34.32	1.37
300	0.0601	0.080	0.261	650	546	42.90	1.37

N2XSEFGbY 3 x (25-300)

mm² 8,7/15 kV

N2XSEFGbY-3 core CU XLPE PVC with SFWA armor



(Copper Conductor, XLPE Insulated, Copper Tape Screen, Galvanized Steel Flat Wire Armor, PVC Sheathed) *Standard Specification : IEC 60502-2*

Construction Data


Nom. Cross Section Area	Overall Diameter	Cable Weight
	approx.	approx.
mm ²	mm	kg/km
25	49.0	3,552
35	51.5	4,072
50	54.0	4,606
70	58.5	5,619
95	62.0	6,697
120	65.5	7,705
150	69.0	8,810
185	73.0	10,284
240	79.0	12,429
300	83.5	14,586

Application :

For installation in the ground, indoors, cable trunking and outdoors if increased mechanical protection is required or where high-pulling stresses may occur during installation or operation.

Special Features on Request

- Oil Resistance
- UV Resistance
- Flame Retardant Cat. A, B, C
- Flame Retardant Non Category
- Anti Termite
- Anti Rodent
- Low Smoke Zero Halogen



Note :

Conductor Shape

25 - 300 sqmm supplied in compacted circular stranded (cm) conductor shape

Standard Packing

25 sqmm supplied in wooden drum @ 1000 m

35 - 300 sqmm will be supplied in wooden drum on available length


Length Tolerance per drum $\pm 2\%$

Electrical Data

Conductor			Inductance	Current - Carrying Capacity at 30° C*		Short current circuit at 1 sec	
Nom. Cross Sect.	DC Resistance at 20°C	AC Resistance at 90°C		in air	in ground	Conductor	Screen
	Max. (Ω/km)	Max. (Ω/km)		Max. (A)	Max. (A)	Max. (kA)	Max. (kA)
(mm ²)			(mH/km)				
25	0.727	0.927	0.395	156	146	3.58	1.03
35	0.524	0.668	0.374	189	174	5.01	1.03
50	0.387	0.494	0.359	225	205	7.15	1.03
70	0.268	0.342	0.338	278	250	10.01	1.03
95	0.193	0.247	0.324	336	298	13.59	1.03
120	0.153	0.196	0.312	385	338	17.16	1.03
150	0.124	0.159	0.302	435	378	21.45	1.37
185	0.0991	0.128	0.294	494	424	26.46	1.37
240	0.0754	0.098	0.283	577	488	34.32	1.37
300	0.0601	0.080	0.275	654	547	42.90	1.37

N2XSEFGbY 3 x (35-300) mm² 12/20 kV

N2XSEFGbY-3 core CU XLPE PVC with
SFWA armor



(Copper Conductor, XLPE Insulated, Copper Tape Screen, Galvanized Steel Flat Wire Armor, PVC Sheathed) *Standard Specification : IEC 60502-2*

Construction Data


Nom. Cross Section Area	Overall Diameter	Cable Weight
	approx.	approx.
mm ²	mm	kg/km
35	56.5	4,624
50	59.0	5,185
70	63.0	6,194
95	66.5	7,276
120	70.0	8,318
150	74.0	9,516
185	78.0	10,981
240	83.5	13,130
300	88.5	15,374

Application :

For installation in the ground, indoors, cable trunking and outdoors if increased mechanical protection is required or where high-pulling stresses may occur during installation or operation.

Special Features on Request

- Oil Resistance
- UV Resistance
- Flame Retardant Cat. A, B, C
- Flame Retardant Non Category
- Anti Termite
- Anti Rodent
- Low Smoke Zero Halogen



Note :

Conductor Shape

35 - 300 sqmm supplied in compacted circular stranded (cm) conductor shape

Standard Packing

35 - 300 sqmm will be supplied in wooden drum on available length
Length Tolerance per drum $\pm 2\%$


Electrical Data

Nom. Cross Sect.	Conductor		Inductance	Current - Carrying Capacity at 30° C *		Short current circuit at 1 sec	
	DC Resistance at 20°C	AC Resistance at 90°C		in air	in ground	Conductor	Screen
	Max. (Ω /km)	Max. (Ω /km)		Max. (A)	Max. (A)	Max. (kA)	Max. (kA)
(mm ²)			(mH/km)				
35	0.524	0.668	0.395	190	174	5.01	1.03
50	0.387	0.494	0.379	226	205	7.15	1.03
70	0.268	0.342	0.357	280	250	10.01	1.03
95	0.193	0.247	0.341	338	298	13.59	1.37
120	0.153	0.196	0.328	387	338	17.16	1.37
150	0.124	0.159	0.318	437	377	21.45	1.37
185	0.0991	0.128	0.308	496	424	26.46	1.37
240	0.0754	0.098	0.296	579	488	34.32	1.37
300	0.0601	0.079	0.287	655	546	42.90	1.37

N2XSEFGbY 3 x (50-300)

mm² 18/30 kV

N2XSEFGbY-3 core CU XLPE PVC with SFWA armor



(Copper Conductor, XLPE Insulated, Copper Tape Screen, Galvanized Steel Flat Wire Armor, PVC Sheathed) *Standard Specification : IEC 60502-2*

Construction Data


Nom. Cross Section Area	Overall Diameter	Cable Weight
	approx.	approx.
mm ²	mm	kg/km
50	71.0	6,738
70	75.5	7,869
95	79.0	9,021
120	82.5	10,109
150	86.0	11,335
185	90.0	12,808
240	95.5	15,124
300	101.0	17,512

Application :

For installation in the ground, indoors, cable trunking and outdoors if increased mechanical protection is required or where high-pulling stresses may occur during installation or operation.

Special Features on Request

- Oil Resistance
- UV Resistance
- Flame Retardant Cat. A, B, C
- Flame Retardant Non Category
- Anti Termite
- Anti Rodent
- Low Smoke Zero Halogen



Note :

Conductor Shape

50 - 300 sqmm supplied in compacted circular stranded (cm) conductor shape

Standard Packing

50 - 300 sqmm will be supplied in wooden drum on available length
Length Tolerance per drum $\pm 2\%$

Electrical Data

Nom. Cross Sect. (mm ²)	Conductor		Inductance (mH/km)	Current - Carrying Capacity at 30° C*		Short current circuit at 1 sec	
	DC Resistance at 20°C (Ω/km)	AC Resistance at 90°C (Ω/km)		in air (A)	in ground (A)	Conductor (kA)	Screen (kA)
50	0.387	0.494	0.421	229	204	7.15	1.37
70	0.268	0.342	0.396	282	249	10.01	1.37
95	0.193	0.247	0.378	340	296	13.59	1.37
120	0.153	0.196	0.364	389	336	17.16	1.37
150	0.124	0.159	0.351	440	376	21.45	1.37
185	0.0991	0.128	0.340	500	423	26.46	1.37
240	0.0754	0.098	0.326	582	487	34.32	1.37
300	0.0601	0.079	0.315	657	545	42.90	1.37